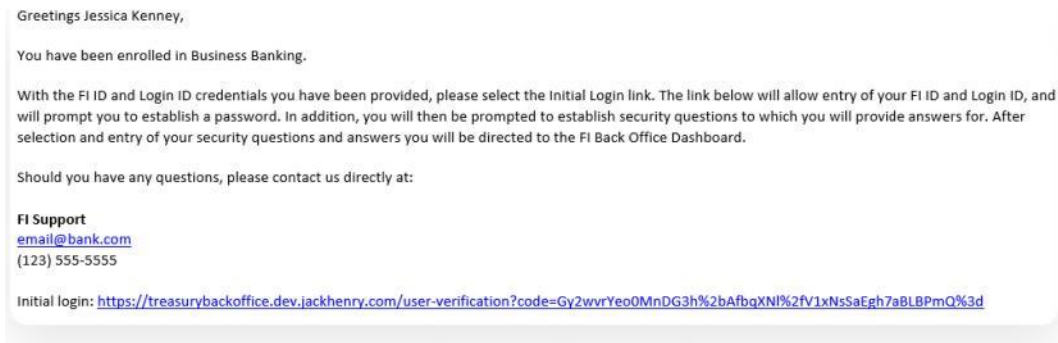


1. Migrated or newly-created channel users will receive an enrollment email.



2. The Digital ID enrollment link will direct users to enter the Company and Login IDs provided.

The diagram illustrates the user's journey from a generic login page to a pre-filled login page. On the left, the 'Login' form has empty input fields for 'Company ID' and 'Login ID'. An arrow points to the right, where the same 'Login' form is shown with 'Foxrot' entered in the 'Company ID' field and 'mjones' entered in the 'Login ID' field.

**Login**

Input your Treasury Company ID and Treasury User ID to begin the enrollment process. You will be prompted to complete profile details, as well as select a user name and password.

Company ID \*

Login ID \*

**Login**

Input your Treasury Company ID and Treasury User ID to begin the enrollment process. You will be prompted to complete profile details, as well as select a user name and password.

Company ID \*

Login ID \*

3. Users will be prompted to create their Treasury profile and Digital ID.

The screenshot shows the 'Treasury Bank PRIMARY LOGO' at the top. Below it, a message with an information icon says 'Create your Treasury Bank ID to establish your account access.' There is a button with a person icon and the text 'Create my Treasury Bank ID'. Below this, it asks 'ALREADY HAVE A TREASURY BANK ID?' and 'Login to link an additional account.' There is a 'Username' input field and a 'Forgot?' link. At the bottom is a 'Continue' button.

**Treasury Bank**  
PRIMARY LOGO

📘 Create your Treasury Bank ID to establish your account access.

Create my Treasury Bank ID

ALREADY HAVE A TREASURY BANK ID?  
Login to link an additional account.

[Forgot?](#)

- Step 1 of User ID: Users will complete & verify profile information.
- Step 2 of User ID: Users will create their credentials. This Username/Digital ID and Password will be used for subsequent logins.

**Treasury Bank**  
PRIMARY LOGO

Create your Treasury Bank ID to establish your account access.

### Create your Treasury Bank ID

Verify your profile information

First name (Required)  
Madelyn

Last name (Required)  
Jones

Email  
jkenney@jackhenry.com

Phone Number

Country  
+1 Home

US/Canada

Country  
+1 Mobile

US/Canada

Country  
+1 Work

US/Canada

Next

**Treasury Bank**  
PRIMARY LOGO

Create your Treasury Bank ID credentials

Username  
mjonesus

Show rules

Password  
\*\*\*\*\*

Show rules

Confirm password  
\*\*\*\*\*

Next

4. Users will protect their accounts with 2-step verification and choose their preferred method.

**Protect your Treasury Bank ID with 2-step verification**

Each time you sign into your Treasury Bank ID on an unrecognized device, we require your password and a verification code. Never share your code with anyone.

**Add an extra layer of security**  
Enter your password and a unique verification code.

**Keep the bad people out.**  
Even if someone else gets your password, it won't be enough to sign into your account.

Get started

**Choose your Treasury Bank ID verification method**

**Voice or text message**  
Verification codes are sent to your phone.

**Authenticator app**  
Using a different authenticator app? We support using any authenticator app using either a QR code scan or manual code entry.


**Symantec VIP**  
Use Symantec VIP authentication to sign into your account. We support digital and hard tokens.

**Security key**  
Use a hardware token to authenticate.

## 2-Step Verification Methods

Users will have the option to choose from 4 different verification methods: voice or text message, authenticator app, Symantec VIP, or a security key.

### Voice or text message



Let's set up your phone

Provide a phone number that we have on file. On sign in, this number will be used to contact you with a unique verification code to confirm it's you. Message and data rates may apply.


Country  
+ 1  
US/Canada

Phone

Next


Need help?

### Authenticator app



Use an authenticator app

Download a free authenticator app, add a new account, and then scan this QR code to set up your account.




or enter the code manually

GOXTSMBRPN\$UWK\$UMISWQVCM\$EVUF2RBYHA6DYWTGG5CDKL2XLM7Q

Verification code

Verify

### Symantec VIP



Symantec VIP


To register with Symantec VIP, please enter the serial number/credential ID exactly as it appears on your device.

Serial number or credential ID

Next

Need help?

### Security key



Security key

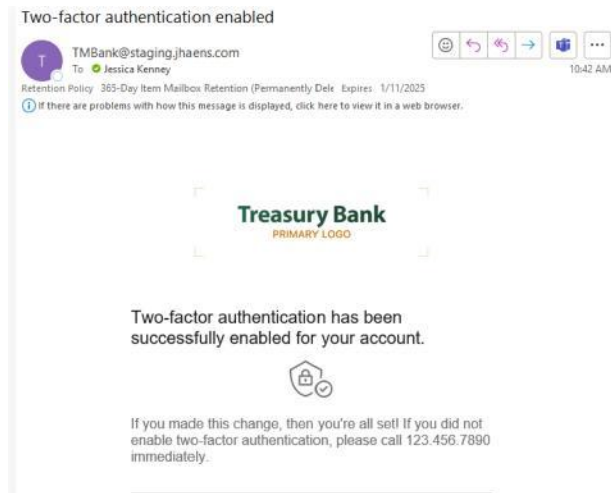
Register with your security key.

Friendly name

Register

Need help?

5. When complete, user receives an email confirming 2FA verification setup.



## Additional frequently asked questions

### What are the new rules for creating a username?

Username must be between 4 and 64 characters in length.

Username can contain letters (a-z), numbers (0-9), dashes (-), underscores (\_), apostrophes ('), and periods (.) and can begin or end with non-alphanumeric characters except periods (.) and spaces.

Username cannot contain more than one period (.) in a row, accents, accented letters, ampersands (&), equal signs (=), brackets (<,>), plus signs (+), at signs (@), or commas (,).

### What are the new rules for creating a password?

Password must be between 8 and 64 characters in length.

All ASCII and Unicode characters (including spaces) are supported for passwords.

Password must not match or contain your username and must not begin or end with a space.

Passwords will not expire.